



**BRICKING  
SOLUTIONS**  
A DIVISION OF **BROKK**


# CONVEYOR



*All-aluminum, modular conveyor system designed for portability, easy set up, and trouble free performance*

1144 VILLAGE WAY | MONROE, WASHINGTON 98272 | USA  
800.621.7856 | 360.794.1277 | FAX 360.805.2521  
INFO@BRICKINGSOLUTIONS.COM | WWW.BRICKINGSOLUTIONS.COM

# FEATURES & BENEFITS





*Shown without chain guards*



Reversible variable speed hydraulic drive set for local voltage/cycle requirements. 5hp electric power pack for belt lengths up to 150 ft and 7.5hp electric power pack for belt lengths up to 85M (280")

Combination slider-bed and idler-roller design. Modular system has interchangeable sections. Rigid tension connection.




Modular systems can be assembled in 10 ft increments (20 ft minimum). They can adjust up to 85M (280') per minute with no load; with a maximum load capacity of 907kg (2,000 lbs) & approx. speed of 46M (150 ft) per minute.

Lightweight aluminum modular sections are easy to handle at 17kg (37lbs) each. System can be set up on the ground, springboards, or elevated on adjustable legs as required.



## BELT SECTIONS EASILY ASSEMBLE



Emergency Stop buttons



Optional Emergency pull cord expands length of conveyor



| PART                        | WEIGHT          | SPECIFICATIONS<br>ELECTRIC<br>HYDRAULIC<br>DRIVE | WIDTH         | MAX LENGTH   | SPEED LOAD CAPACITY  |
|-----------------------------|-----------------|--|---------------|--------------|--|
| DRIVE                       | 113 kg (250 lb) |  | 304.8mm (12") | 85M (280 FT) | 907 kg (2000 lb) LOAD MAX<br>SPEED 45M / MIN<br>(150 ft / MIN) |
| TAIL                        | 50 kg (110 lb)  |  | 508mm (20")   | 85M (280 FT) |  |
| MODULAR BELT SECTION / EACH | 27 kg (60 lb)   |  | 762mm (30")   | 45M (150 FT) |  |

DRIVE + TAIL = 3M (10 FT)

INDIVIDUAL MODULAR BELT SECTIONS = 3M (10 FT) / EA