



PREMIUM EZ FLEXX BRICK LINING MACHINE BY BBS


SAFEST CUSTOM BUILT BRICKING MACHINE FOR ANY KILN DIAMETER 3.4M - 7.6M



Custom made flex arch allows for minor kiln distortion adjustments



Easy to adjust and a flexible arch to accommodate conical sections, different kiln ranges, or kiln ovality
(FDEOR model only)



BS Exclusive Premium 5.2m (17') Work Deck
 Industry Standard 4.3m (14') work deck

Only Bricking Solutions offers a **17ft deck at 15,000lbs (6,810kg) capacity** allows 3 full pallets of brick, plus men, & equipment. Perf-O-Grip light weight aluminum for a non slip surface and easy assembly. A standard ladder can be used on either up or down kiln. An Additional ladder can be acquired for dual access.

Cylinder bumpers articulate to always contact the refractory & cylinders on **both** arches have their own valve for independent operation or are simultaneously controlled by a **3-Way Master Valve**. The **Lubricator Filter** is equipped with an emergency shut off valve in case of sudden air loss.



Cut-Away Key Section, exclusive to Bricking Solutions, gives the Key Mason easy access to down kiln arch giving a clear view for critical key brick installation. Pneumatic powered hydraulic jack with finger-tip controls and shim driver are standard with every machine.



Double Arch System adjusts to varying brick sizes utilizing hydraulic cylinders, hydraulic arch jack, screw jacks, & arch hinges allowing the masons to adjust over retaining rings, tapers, & adjust to varying kiln diameters. Our dual arch system speeds up the installation process by allowing the masons to brick out two rings at the same time for.



Ergonomic Stair Step Design incorporated into the arch trolley which moves on rail system built into the work deck reduces worker fatigue & increases safety & productivity. Arch trolley is designed with pin lock, choke brake & spring loaded wheel pin for added safety



Cantilever design makes closing out up kiln, or retaining ring row a breeze and comes standard on all machines



Color coded **ocillating polyurethane castor wheels** with kick brake & lock out pin allows for safer & easier machine movement without damage to bedded brick. The optional **hydraulic leg jacks** allows machine to be adjusted without the use of a fork truck making installation safer & faster



1144 VILLAGE WAY | MONROE, WA 98272 USA
 800.621.7856 | 360.794.1277 | FAX 360.805.2521
 INFO@BRICKINGSOLUTIONS.COM | WWW.BRICKINGSOLUTIONS.COM