

**BRICKING
SOLUTIONS**
A DIVISION OF **BROKK**

Over 50 Years Experience Providing
Refractory Maintenance Solutions



TABLE OF CONTENTS

Bricking Machines	
Ez Flexx50	4
Ez Flexx50 Small	6
Econ-O-Ring [ECOR].....	8
Mini Econ-O-Ring [MECOR].....	9
Kiln Access Ramp	10
Safety Inspection Cage	12
Personnel Protection Tunnel	14
Ez Lift Suspended Platform	16
Hydraulic Conveyor	18
Incline Conveyor	19
Bedding Cart	20
Port-A-Trac	21
Material Transfer Basket	22
Torpedo Ladle Bricking Machine	23
Brokk Demolition Robots	24
Muck-It-Bucket	25
Radialign Laser	26
Burner Alignment Device	27
Linometer	28
More Solutions	30
BBS Technical Services	31

Safety, Speed, Quality

Bricking Solutions, located in Monroe, Washington, USA, is the worldwide leader of refractory maintenance equipment. With a complete line of products to choose from, there's no reason to look for your equipment anywhere else.


The need for a more efficient way to install refractory in 1966 led to the creation of the Pneumat-O-Ring. This was followed by the Multi-O-Ring in 1974, the Flat Deck Series in 2004 and, new in 2017, the EZFlexx50. This latest incarnation is our lightest, most efficient model to date.

Our parent company, Brokk AB, based in Skelleftea, Sweden, is the world's leading manufacturer of remote controlled demolition robots. First designed in 1976, Brokk continues to improve and develop their machine models for use in tough environments. The newest Brokk 260 optimizes power, capacity and dimension for use in precise demolition within the cement industry.


Bricking Solutions and Brokk AB, are two of the most respected names in the refractory maintenance landscape. Our synergism as key players in The Circle of Refractory Maintenance system has already met the unique needs of cement plants in over 75 countries worldwide. With our continued focus on minimizing kiln downtime by creating products to improve safety, speed, and quality of every step in your maintenance process utilizing our Circle of Refractory Maintenance System, your kiln will be back in operation quicker and turning profits longer.

Bricking Solutions uses only the highest quality 6061-T6 Aluminum for its equipment. Combine the high quality material with our certified welders and fabricators, and you end up with equipment that is second to none.

Our Research and Development team is constantly working on innovations to provide you with the best equipment in the world to make your job safer and more efficient. This is evidenced by our newest Bricking Machine, the EZFlexx50. One look at it and you can easily see the craftsmanship that has gone into designing and fabricating it.



Ez Flexx50 Bricking Machine




Newest, most advanced, in the industry

The EZ Flexx50 is Bricking Solutions' newest and best bricking machine. Bricking Solutions has sold over 1000 bricking machines world wide since the late 1960s. The machine, designed by our mechanical engineers, is made out of high strength aircraft grade aluminum. The flexible arch allows for easy adjustment inside the kiln for either

minor kiln distortion, or to accommodate conical sections or ovality. The Bricking Machine comes in any kiln size or range with a 2M maximum range, or can be custom made to your plant's needs. With a wide variety of additional features for added efficiency, not only is it the safest bricking machine in the industry, it is also the best.

Safest Machine In the Industry

4M and larger (single machine has maximum 2m range)



SAFETY

Machine Weight	1,400 kg (3,087 lb)- based off a 5M model
Load Capacity	standard: 4,000 kg (8,800 lb) - Allows for 2 pallets of brick (1,540 kg) plus workers and equipment Optional: 6,000 kg (13,200 lb) - Allows for 3 pallet so brick plus workers and equipment
Deck Length	standard: 4.3M (14') - Flat deck design allows for more worker space. Optional: 5.2M (17')
Fall Guards	Up-kiln, down-kiln & trolley - Removable
Planking Material	Aluminum Perf-O-Grip - lightweight, non slip surface and less debris build up
Frame	6061-T6 high strength aluminum - as strong as steel but 40% less weight
Safety Check Valve	Automatic - Ensures that cylinders hold pressure if there is sudden air loss
Safety Standards	CE, OSHA, MSHA, CSA, ANSI and AWS D1.2 Compliant

EFFICIENCY

Arch Structure	Dual arch with engineered cut-outs - lightweight & secured on the arch stabilizer post
Arch Components	Adjustable screw jacks & hinge connections - Adjustments with no tools
Keying Access	Ergonomic Cut-out section in front arch - keying access to close out a row
Trolley Design	Moves on rails the full length of deck. Incorporated stair-step design for masons
Trolley Components	Dual braking system, Perf-O-Grip Planking and fall guards
Cylinders	Valve in base with articulating bumper - open design cylinders for quick maintenance
Master Valves	Dual master valve - Allows for single cylinder activation or simultaneously on "both arches"
Assembly	Pin assembly connections (under 2 hours with experienced crew)
Productivity	Up to 1 meter per hour (with experienced crew)

Ez Flexx50 Small Bricking Machine



All the features of the standard machine, but smaller

The Ez Flexx50 Small is a mini version of the standard Ez Flexx50. The only difference is the range and capacity

- Standard 2,700 kg (6,000 lb) load capacity and 3.65M (12') work platform. Allows for 2 pallets of bricks (1,540 kg) plus men and equipment. Highest load capacity in the industry

SAFETY FEATURES

- Structural components 6061-T6 aluminum
- Load capacity 2,700kg (6,000 lb)
- 3.6M (12') Work platform length
- Safety check valve
- Perf-O-Grip planking
- Safety fall guards
- CE, OSHA, MSHA, CSA, ANSI and AWS D1.2 Compliant
- Dual braking system on arch trolley

EFFICIENCY FEATURES

- Premium valve in base cylinders
- Dual master valves
- Polyurethane single wheels
- Refractory installation keying jack
- Cut away key section
- Pin connections for fast assembly
- Adjustments on the fly inside the kiln
- Supplied spare parts

Model Comparison

Ez Flexx50 (FDEOR)

Double arch adjustable | 4,000 kg (8,800 lb) Load capacity | 4.3M (14') Work deck

Minimum Shell ID 4M and larger | Multiple Kilns

Option 1: Maximum adjustment 1M (39")

Option 2: Maximum adjustment 2M (78")

Upgrades available:

6,000 kg (13,200 lb) Load capacity

5.2M (17') Work deck

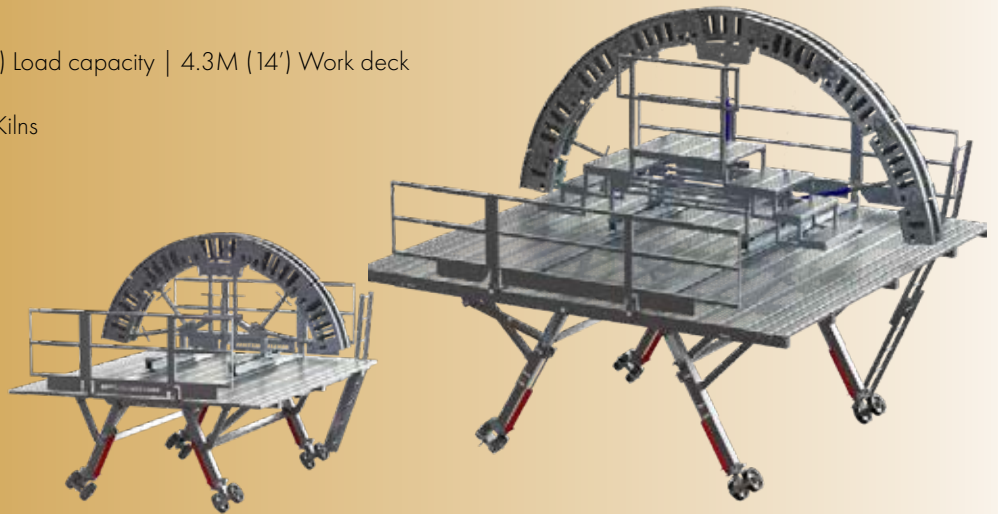
20' Steel storage container

Tool trays

LED lights for up or down kiln

Movable Work table

Up-kiln ladder + more



Ez Flexx50 Small (FDEOR SM)

Double arch adjustable | 2,700 kg (6,000 lb) Load capacity | 3.6M (12') Work deck

Shell ID range 3M - 4M

Maximum adjustment 1M (39") Multiple kilns

Upgrades available:

20' Steel storage container

Tool trays

LED lights for up or down kiln

Up-kiln ladder + more



Ez Flexx50 (FDMOR)

Double arch fixed | 4,000 kg (8,800 lb) Load capacity | 4.3M (14') Work deck

Minimum shell ID 4M and larger

Single kiln diameter | Maximum adjustment +/- .1M (4")

Upgrades available:

6,000 kg (13,200 lb) Load capacity

5.2M (17') Work deck

20' Steel storage container

Tool trays

LED lights for up or down kiln

Movable Work table

Up-kiln ladder + more



Ez Flexx50 Small (FDMOR SM)

Double arch fixed | 2,700 kg (6,000 lb) Load capacity | 3.6M (12') Work deck

Minimum shell ID 3M - Maximum shell ID 4M

Single kiln diameter

Maximum adjustment +/- .1M (4")

Upgrades available:

20' Steel storage container


Tool trays

LED lights for up or down kiln

Up-kiln ladder + more



Econ-O-Ring (ECOR)



Economical bricking machine for kilns 2.8m - 3.7m

The Econ-O-Ring (ECOR) is an adjustable, economically priced, medium duty machine designed to service kilns with 2.8M - 3.7M (9.2 - 12 ft) shell diameters. The ECOR is a double arched adjustable bricking machine with a unique adjustable frame system and multiple hinged arch sections. This allows the ECOR to be adjusted to many different diameter combinations

within its range. The ECOR was designed for smaller kiln diameters. It is manufactured out of lightweight aluminum and can be assembled in 60 minutes once inside the kiln. The ECOR is constructed in small components and can be handled by two people. The machine is designed to fit into limited access kilns and can install insulated and active brick in lime kilns.

SAFETY FEATURES

- Structural components 6061-T6 aluminum
- Load capacity 771 kg (1,700 lb)
- Net weight 300 kg (660 lb)
- Safety check valve
- CE, OSHA, MSHA, CSA, ANSI and AWS D1.2 compliant

EFFICIENCY FEATURES

- Open cylinder design for easy maintenance
- Polyurethane single casters
- Refractory Installation keying jack
- Cut away key Section
- 60 minute assembly time
- Supplied spare parts

Mini Econ-O-Ring (MECOR)



Mini machine for kilns 1.2M-2.5M (47"-98") Brick ID

The Mini Econ-O-Ring (MECOR) is an adjustable, economically priced, small duty machine designed to service kilns with 1194mm – 2489mm (47"–98") Brick ID. The MECOR is single arched bricking machine with a single adjustable frame system that allows the MECOR to be adjusted to different diameter combinations within its range. The MECOR

was designed for burning chambers for paper mill drying kiln, tertiary return ducts in cement plants, satellite cooler tubes, small vessel, kilns and furnaces. It is manufactured out of lightweight aluminum and can be assembled in 30 minutes. The MECOR is constructed in small components and can be handled by two people.

STANDARD SAFETY FEATURES

- Structural components 6061-T6 aluminum
- Net weight 90 kg (200 lb)
- Safety check valve
- CE, OSHA, MSHA, CSA, ANSI and AWS D1.2 compliant

EFFICIENCY FEATURES

- Open cylinder design for easy maintenance
- Lightweight for ease of movement
- 30 minute assembly time
- Supplied Spare Parts

Kiln Access Ramp



Access is the first consideration in Kiln Maintenance


The **Kiln Access Ramp** gets personnel and equipment in and out of the kiln safely. The kiln is an island without access to it. Each ramp is custom designed and built for your individual kiln. Made of high grade 6061-T6 Aluminum, our ramps are as strong as steel, yet half

the weight of steel ramps. With safety as the priority, kiln access should be engineered to take into account the burn floor configuration and what custom fit the plant needs to safely and easily provide access into the kiln.

Kiln Access Ramp

Tilden/Cliffs Mines previously used a steel ramp that took 3 hours to install. Their new lightweight aluminum ramp takes 30 minutes.

Read more case studies and testimonials at www.brickingsolutions.com



SAFETY FEATURES

- Structural components 6061-T6 aluminum
- Load capacity 6,800 kg (15,000 lb)
- 3/8" Non-skid diamond plate aluminum deck
- 14cm high safety curb running full length of bridge
- Removable safety fall guards
- Ramp feet contour to kiln radius for stability
- ANSI, MSHA, OSHA, CE, CSA, and AWS D1.2 compliant

EFFICIENCY FEATURES

- Custom made for your kiln set up
- Nose ramp contoured for a custom fit in kiln
- Lifting lugs for forklift installation
- Quick and easy assembly design
- 2-3 hour typical installation time
- Optional installation methods for longer ramps or too heavy for forklift handling

Safety Inspection Cage



Safest and Lightest inspection cage in the industry

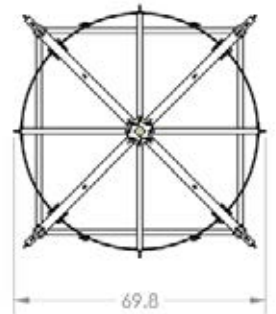
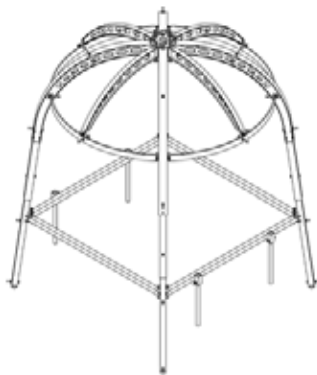
Our new **Safety Inspection Cage** has been designed to be lighter and safer than previous models. The cage can be used in any kiln from 4M to 6M as is. Couple that versatility with an overall weight of 72 kg (158

lb), the ability to withstand a 114 kg (250 lb) impact from 2438mm (96"), and you have the best safety cage on the market. The new cage, being half the weight of the old style, is easily carried by two plant personnel.

Safety Inspection Cage



Actual drop still from testing




SAFETY FEATURES

- Components 6061-T6 aluminum
- Polypropylene knotless or Stainless steel mesh net
- Impact rating 114 kg (250 lb) from 2438mm
- Pointed leg tips for secure stability into refractory
- ANSI, MSHA, OSHA, CE, CSA, and AWS D1.2

EFFICIENCY FEATURES

- Total weight 64 kg (140 lb) / 71 kg (158 lb)
- Flip up handles for carrying
- Modular construction for maximum versatility
- Bolt and Pin connections for quick assembly
- Assembles / Disassembles in 20 minutes

Personnel Protection Tunnel

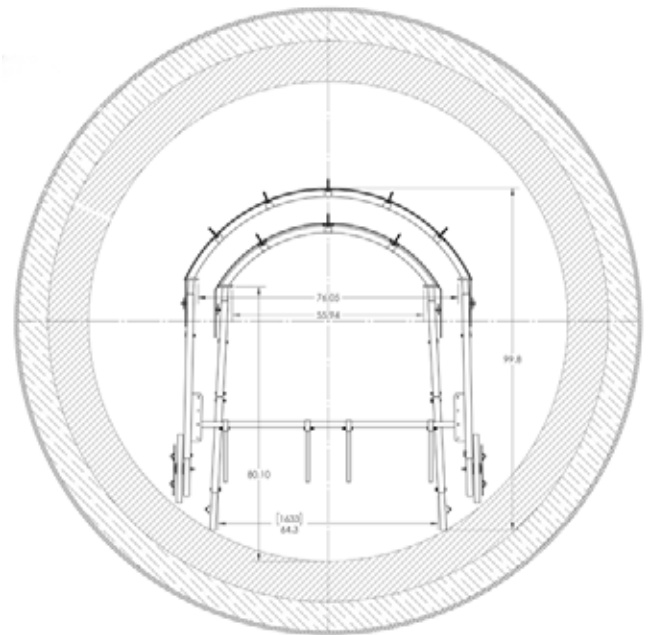
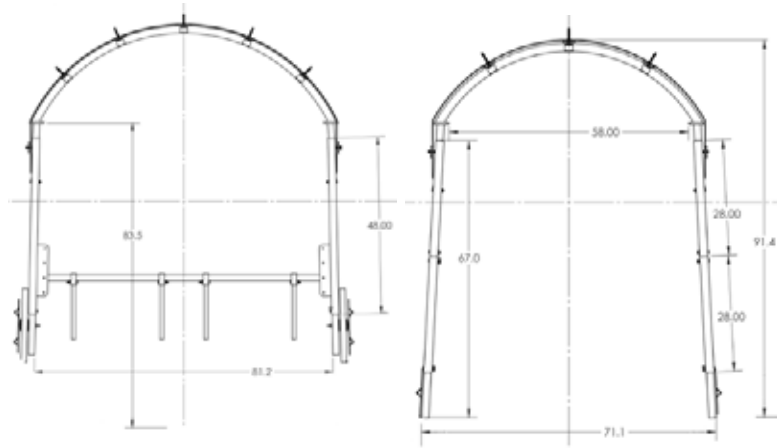


Create a “safe-zone” tunnel under coating

The **Personnel Protection Tunnel System** is designed to protect workers from falling coating and debris during kiln inspection. Fabricated from 6061 T6 Aluminum with a steel mesh cover. Components can fit through most openings. The height and length can vary

per customer’s requirements and can be connected together as long or as short as needed. The setup cage is assembled first. Each tunnel section is assembled within the setup cage which moves forward as each section is completed.

Personnel Protection Tunnel



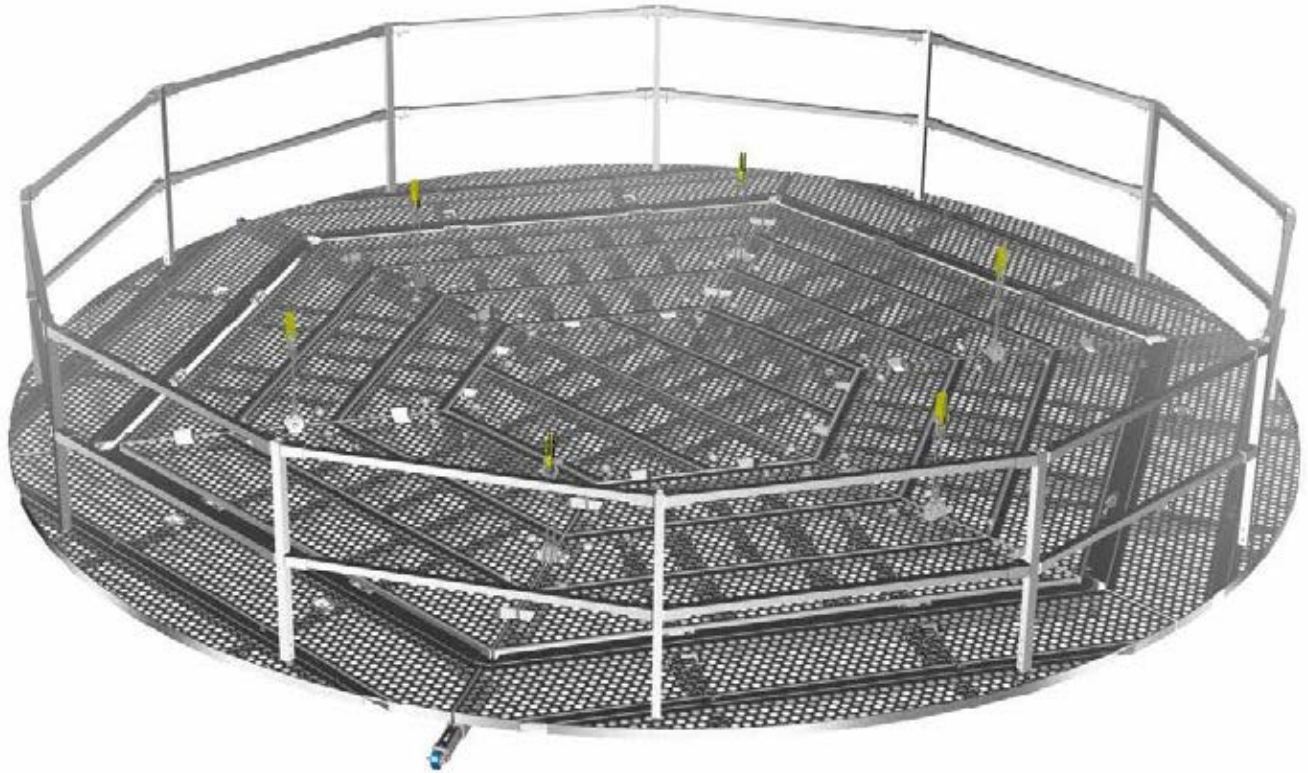
SAFETY FEATURES

- Lightweight components 6061-T6 aluminum
- Impact rating 114 kg (250 lb) from 455mm (18")
- Designed and certified by a professional engineer
- 5 foot (1.5m) Tunnel Cages are easily assembled under cover of Set-Up cage
- ANSI, MSHA, OSHA, CE, CSA, and AWS D1.2

EFFICIENCY FEATURES

- Flip up handles for carrying
- Modular construction for maximum versatility
- Bolt and Pin connections for quick assembly
- Components easily fit through most openings
- Expandable – just add more Tunnel Cages
- Independently adjustable legs for uneven surfaces on all cages

Ez Lift Suspended Platform




Vertical brick installation method

The EZ Lift Suspended Platform is Bricking Solutions' newest equipment for vertical brick work. The modular structure of high strength aluminum components is designed to provide a flexible, maneuverable work platform for personnel and equipment in vertical vessels.

We have a standard platform that is reconfigurable to 3 different sizes to fit a vessel shell ID 3.5M - 6.7M. The Ez Lift Suspended Platform can be used in lime kilns, pre calciners, cyclones, Isamelt furnaces and other types of vertical vessels.

Ez Lift Suspended Platform



SAFETY FEATURES

- Structural components 6061-T6 aluminum
- Load capacity 2,700kg (6,000 lb)
- Mechanical outriggers for stability
- Perf-O-Grip planking
- Safety fall guards
- Able to meet local standards OSHA, ANSI, CSA and EN

EFFICIENCY FEATURES

- Multiple configurations for many vessels
- Adjustable up to 1M while suspended
- Raises and lowers with hoists
- Custom outer panels to fit vessel walls
- Small modular pieces for easy assembly
- Pin Connections for Fast Assembly

Hydraulic Conveyor



Portability, easy set up, and trouble free performance



The Hydraulic Conveyor is an all-aluminum, modular conveyor system designed for portability, easy set up, and trouble free performance. It is brick and debris transporting solution. Transportation of material into and out of a rotary kiln or furnace is critical to the speed of a maintenance operation. Conveyor systems reduce worker

fatigue. Made of lightweight aluminum with hydraulic drive motors, conveyor sections are easily handled and assembled. The conveyor is hydraulically driven with forward/reversing and variable speed adjustment. These conveyors are continuous belts, but can be lengthened in 10 foot increments up to 250 feet long.

EFFICIENCY FEATURES

- Multiple plant uses - Cooler, kiln, & cyclone maintenance
- Reduces or eliminates brick damage due to handling
- Lightweight aluminum modular sections are easy to handle
- System can be set up on the ground, springboards, or elevated on standard adjustable legs
- Lengths up to 76M (250 ft.) and widths of 30.5 cm (12"), 50.5 cm (20"), and 76.2 cm (30") available
- Belt sections are easily assembled with hinged lacing and spring pin design

Incline Conveyor



Transport brick up to the bricking machine work deck

The Incline Conveyor allows you to transfer brick or refractory from the kiln floor to the bricking machine work platform with minimal effort. This is a perfect solution if there is no access for a fork lift to enter the kiln to place pallets of brick onto the machine. This cuts out labor and

time allowing your masons to always have bricks ready to install. The conveyor is made of lightweight high strength 6061-T6 aluminum and has a modular design for quick and easy assembly.

EFFICIENCY FEATURES

- Mounted up or down kiln end of bricking machine work platform
- Reduces or eliminates brick damage due to handling
- Electric 1 HP (746 kw) motor with emergency shut off switches at each end
- The wheels on the base end adjust to the slope of the kiln keeping the conveyor even.
- Designed for any machine 3.5M - 7M
- Modular design, 3 sections for easy assembly

Bedding Cart



Speed up bedding out in larger kilns

The Bedding Cart is a portable, aluminum rolling deck, with ergonomic steps to allow masons to bed the bottom of the kiln - up to the spring line with ease. The stairs provide a more stable and ergonomic way to reach the spring line, especially in larger kilns, removing the need for springboards or other dangerous methods to scale the side of the kiln. When bedding out the bottom half of a




kiln, staging needs to be erected to provide a flat surface for the mason to place brick to or slightly above the spring line. The Bedding Cart also is a storage area for refractory and rolls up kiln as work progresses. In addition, the deck is on wheels and holds 1-2 pallets of brick allowing the bedding cart to move in conjunction with the completed bedded brick rows.

SAFETY FEATURES

- Structural components 6061-T6 aluminum
- Load capacity 2,720 kg (6,000 lb)
- Polyurethane wheels with kick brake
- Safety fall guards
- ANSI, MSHA, OSHA, CE, CSA, and AWS D1.2 compliant

EFFICIENCY FEATURES

- Ergonomic step design up to spring line
- Pin connections for quick assembly / disassembly
- Hitch rings in front to pull cart up kiln with winch
- Room for workers, tools and staging brick
- Custom designed for your specific kiln and needs



Perfect for moving a full pallet of brick in small kilns

The Port-a-Trac is a lightweight, aluminum modular system for transporting full pallets of brick into the kiln and under the Bricking Machine scaffold. To move a pallet of brick up-kiln in small kilns where forklift access is prohibited requires a cost in time and manual labor or a custom solution. The challenge of transporting brick up-kiln will

depend mostly on the size of the kiln and the condition of the surface of the kiln. The smaller the kiln, the smaller the access under the bricking machine frames. The more limited the access the more difficult it is to get brick past the machine to the bedding crew.

EFFICIENCY FEATURES

- Modular aluminum track can be built to any length using 5 ft. (1.5M) and 10 ft. (3M) sections
- Multiple transfer carts can run along same track
- Lightweight track can easily be assembled and manually moved up kiln as brick work progresses
- Electric power winch mounted on the rails
- Two men can push a 3,000 lb. (1,361 kg) pallet of brick up kiln
- Wheels can be engaged to easily roll cart up kiln in progression with bricking

Material Transfer Basket



Safe and easy material transport to the burn floor

The Material Transfer Basket is strong, lightweight aluminum-frame that will keep contents stable, secure, and contained. For carrying tools, machines, rubble, or up to two pallets of brick. Can be lifted or

carried with crane or forklift. When the burn floor cannot be pre-stocked with brick due to limited space, an efficient method for moving quantities of brick to the burn floor is necessary.

SAFETY FEATURES

- Structural components 6061-T6 aluminum
- 4,500 kg (10,000 lb) capacity (2 full pallets of bricks)
- Safer than free lifting pallets with a crane
- Keeps contents stable, secure, and contained
- Heavy duty screening allows transfer of open pallets and loose items safely.

EFFICIENCY FEATURES

- Easy solution to move material for maintenance to the burn floor
- Lift ports to carry with a forklift and attachment points to lift with a crane
- Use to carry tools, machines, rubble, etc.
- Low profile to allow the material to be removed with forklift

Torpedo Ladle Bricking Machine



A new solution for Torpedo Ladles

The Torpedo Ladle bricking machine is designed for installation of refractory in torpedo ladles for the steel industry. It replaces old fashioned wood form and wedges and greatly reduces set-up and installation time. The machine is designed and fabricated out of 6061-T6 aircraft aluminum with custom Aluminum Perf-O-Grip Planking

and a 2,700 kg (6,000 kg) net capacity aluminum frame with rails to support trolley. A custom made flex arch with flexible hinge connections to allow arch wings to adjust toward and away from kiln wall Arch stabilizer post to adjust proper distance of arch from shell

SAFETY FEATURES

- Structural components 6061-T6 aluminum
- Load capacity 2,700 kg (6,000 lb)
- Safety check valve
- Perf-O-Grip planking
- ANSI, MSHA, OSHA, CE, CSA, and AWS D1.2
- Braking system on arch trolley

EFFICIENCY FEATURES

- Premium valve in base cylinders
- Dual master valves
- Refractory Installation keying jack
- Pin connections for fast assembly
- Adjustments on the fly inside the kiln
- Supplied Spare Parts

Brokk Demolition



Original Demoliton Power™

Brokk Demolition Machines provide safer, more precise, and quicker refractory tear out than other methods. A remote control system allows the operator to stand clear of vibrating equipment and falling debris. Electrically powered, the Brokk eliminates hazardous fumes creating a safer work area. Cleaning cement kilns

and demolishing brick lining can hardly be done more quickly or more safely than with Brokk. In an industry where every hour of outage time means a loss of profitable production, a Brokk machine can pay for itself after the first kiln tear-out.

Visit Brokk.com for more info.

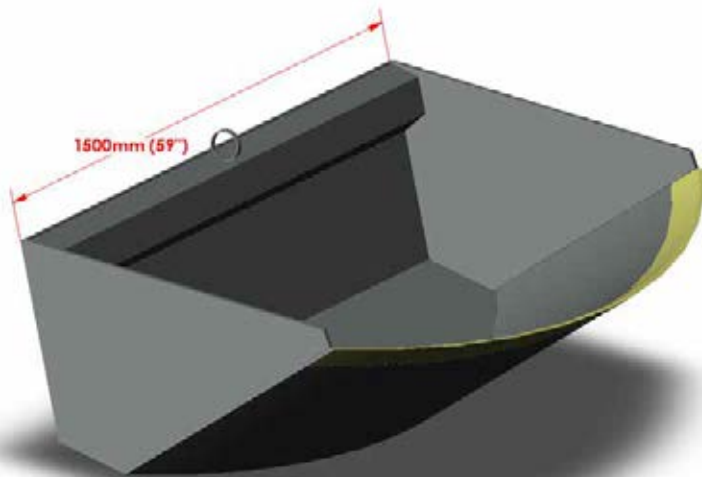
SAFETY FEATURES

- Remote controlled provides safe work area
- Electrically powered reduces hazardous fumes especially in confined spaces
- Meets International Standards
- Outriggers allows for stable tear-out

EFFICIENCY FEATURES

- Lightweight enough to fit in most elevators
- Multiple accessories for every job
- Articulated arm reduces chances of kiln shell or good brick damage
- Designed for confined spaces

Muck-It-Bucket



Tear Out then Muck Out

The **Muck-It-Bucket's** radiused bottom is custom made to allow full surface contact. The universal quick hitch installs on most skid steers and its hardened radiused

front edge helps to penetrate rubble, decreasing machine and operator impact, and making it the most efficient and safest method for removing debris.

SAFETY FEATURES

- Universal quick-hitch for most models of skid steers
- Radiused bottom matches curvature of shell for more efficient loading
- 3/8" Wear plates on sides & bottom ensure long life
- Radiused leading edge to penetrate rubble and reduce impact

EFFICIENCY FEATURES

- 1/2" T-1 Steel beveled leading edge increases life and strength
- Increase cubic capacity for faster muck out
- Approximately 1 yard capacity
- 1500mm (59") wide

Radialign Laser



It's not just a tool, it is a quality control device


The Radialign meets the need of a continuous demand for a simple, accurate method to ensure brick is installed radially aligned. Producing a continuous laser light parallel to the kiln's axis, intercepted by a rotating pentaprism

device, the Radialign refracts the laser line perpendicular onto the kiln shell's circumference. Points along the kiln can then be marked and used as exact references for brick installation as well as setting a new nose ring.

EFFICIENCY FEATURES

- Ensures precise placement of each row of brick which is vital for longer brick life
- Radialign can be assembled and ready to use in less than 30 minutes
- Durable transport storage container holds the brick alignment device.
- Comes standard with rechargeable batteries and A/C adapter
- Also used to confirm radial alignment of retainer rings

Burner Alignment System



Find the optimal burner position after a shut down

The Burner Alignment Device is custom designed for your kiln and burner and ensures proper alignment of the burner tube to the kiln center-line. The laser mounting base is designed for a minimum of a three point physical contact for each burner tube end configuration. When this physical contact is maintained the laser base provides an accurate mount for the factory adjusted bore sight laser to project a beam parallel to the center-line of

the burner. A target was the special equipment designed to be located in the middle of the kiln to receive a laser ray of a pointer being shot through the pipe of a burner or attached to a special fixture mounted on the nose of the burner. The laser target is a three armed self centering assembly that accurately centers the target on the center-line of the kiln.

EFFICIENCY FEATURES

- Manually cranked gears deploy a three arm system
- Arms deploy equally to automatically locate the center of the target in the middle of the kiln
- Fabricated from lightweight aluminum
- Easy to set up, move, and store
- One target can be used for several different kilns
- Target decal measurement in centimeters

Linometer



Measure kiln linings in seconds

The Linometer XLNT measures lining thickness with an accuracy of 99% in only a few seconds. It often takes less than 30 minutes for a single operator to make comprehensive measurements on an entire section of your kiln. Unlike traditional measurement, where you must drill holes in your lining, the Linometer™ XLNT requires only that

you clear a small patch of coating from the lining's surface. Because it is quick and completely non-invasive, you can make more measurements, more often. This gives you a truly accurate picture of your lining's condition, and allows you to plan and rationalize your lining replacement.

EFFICIENCY FEATURES

- Up to 72,000 measurements can be made and stored in the instrument itself
- Up to 12 measurements can be made at each point, for a detailed picture of the lining's condition at that ring
- You get precise and repeatable measuring points on the length of the kiln, thanks to the laser guide
- Data is easily downloaded, and can be imported into a spreadsheet or your lining maintenance software
- Compact and light-weight, the instrument itself weighs only 845 g (1.80 lb), and probe and extension rod together weigh only 806 g (1.77 lb)
- The probe's 'footprint' has been cut in half, so you spend less time removing coating from the brick surface.

Steel Storage and Shipping Container

- Reduce the adverse effects of exposing bricking machines to excess dust, moisture, and variant temperatures
- Custom brackets encourage the replacement of parts of the machine in their chosen locations and ensures safe transport of components.
- Steel Frame Construction
- Custom Retaining Brackets
- Weatherproof
- Custom Storage Boxes



Shim Driver Kit

- Pneumatic hammer with shim driving head designed exclusively for Bricking Solutions
- Slotted shim driver head allows for high impact on shim & ensure tight radial installation
- Air hammer made of rugged construction with quick disconnect
- Driver is safe, fast and efficient
- Shim Driver Kit includes 2 head and 4 shanks
- P/N 1894



Refractory Installation Keying Jack

- Installs each course of brick easier and faster
- Swivel foot braces adjust to brick and placement angle reducing the chance of damaged brick
- Extension pipes in 9", 14", 16" and 18" to adjust to different keying requirements
- Air pressure gauge for consistency and quality control
- Operating Air Pressure - 90 - 120 psi (6.21-8.27 bar)
- Air Consumption: 9 CFM (15m/h)
- 3 Different Keying Jacks to choose from
 - Finger Tip Controlled - P/N 1796
 - Foot Controlled - P/N 1831
 - Hand Pump Controlled - P/N 1897



BBS Technical Services

Created to support our agents and customers to ensure they all have proper training on the safe use of Bricking Solutions' equipment. Provide post-sales technical support and evaluations of our equipment to ensure each piece of equipment

Safety inspection/audit of Bricking Solutions provided equipment to ensure safe operation.

Inspections includes a comprehensive check of the structural integrity of all components, welds, fasteners, casters, arch panels and trolleys, brakes and overall fitment of all pieces.

Review of all safety labeling (where applicable)

Evaluation of set up procedures, tools, hardware, fixtures/ accessories. Also, in kiln movement and adjustments procedures.

Training and certification of "competent persons", who will then be capable of inspection and review of overall machine, assembly/disassembly, operation and safety procedures.



Training for general and preventative maintenance.

Training and discussion of the proper disassembly, handling and storage techniques.



Product Training

Industry Training

We are available for basic industry training including the importance and benefits of upgrading maintenance equipment. Classroom discussions often include hands on opportunities as well.

Conference Training

At local and worldwide conferences, getting your hands on any of our products is always available. In fact, we make it a priority. Although a picture says a thousand words, actual contact says a million more.

On-Site Training

Manuals come with every product and are very helpful - if you read them. Even though assembly and usage instructions are also available in PowerPoint format, we have found on-site training to be worth its weight in gold. Inquire about it when inquiring after one of our products or if you need a solution we haven't tackled yet.

Your Worldwide Contact



Headquarters

Bricking Solutions, Inc.

1144 Village Way, Monroe, WA 98272 USA
Tel +1-360-794-1277 | Fax+1-360-805-2521
info@brickingsolutions.com | brickingsolutions.com

Worldwide Agents

We have over 40 agents throughout the world representing every country. Visit our website to find the agent representing your country and talk to someone local.

Custom Design & Engineering

All our equipment is designed by our inhouse professional engineers. We can make custom equipment specific to your kiln for your refractory maintenance needs.

Parts for Immediate Delivery

Bricking Solutions maintains a complete inventory of parts and supplies for immediate delivery anywhere in the world.



Bricking Solutions, Inc. | 1144 Village Way, Monroe, Washington 98272 USA
800.621.7856 | +1-360-794-1277 | fax+1-360-805-2521
info@brickingsolutions.com | brickingsolutions.com

