




# Ez Flexx50 Small Bricking Machine



Same great machine in a compact size.

**Kilns 3-4 m (9' 10" - 13' 1")**  
**Brick ID 2640 mm - 3640mm**

This bricking machine has all the safety and efficiency features as the large size machine but it is designed for smaller kilns. This smaller machine has 3,000 kg load capacity and meets; CE, MSHA, CSA, and AWS safety standards.

# BRICKING MACHINE TECHNICAL SPECIFICATIONS

## SAFETY FEATURES

Machine Weight	855 kg (1,885 lb)
Deck Length	3.65M (12') - Flat deck design allows for more worker space
Load Capacity	2,700 kg (6,000 lb) - Allows for 1 pallet of brick plus workers and equipment
Fall Guards	Removable up kiln and down kiln
Planking Material	Aluminum Perf-O-Grip - lightweight, non slip surface and less debris build up
Frame	6061-T6 high strength aluminum - as strong as steel but 60% less weight
Access Ladder	1 access ladder, dual mounting points for a optional second access ladder
Safety Check Valve	Automatic - Ensures that cylinders hold pressure if there is sudden air loss
Safety Standards	CE, MSHA, CSA, AWS D1.2 compliant

## EFFICIENCY FEATURES

Arch Structure	Dual arch with engineered cut-outs - lightweight & secured on the arch stabilizer post
Arch Components	Adjustable screw jacks & hinge connections - Adjustments with no tools
Keying Access	Ergonomic cut-out section in front arch - Allows key mason room and keying access to close out a row
Trolley Design	Moves on rails the full length of deck.
Trolley Components	Dual braking system, Perf-O-Grip planking
Cylinders	Valve in base with articulating bumper - Push lock nickel plated copper fittings and exposed cylinders for quick maintenance.
Master Valves	Dual master valves - Allows for single cylinder activation or simultaneously on "both arches"
Air Filter	Air line oil lubricator & filter unit - Keeps cylinders working and removes dirt and water from system
Casters	4 polyurethane single wheels with brake - Avoids point loading on bedded brick
Assembly	Pin assembly connections (under 1 hour with experienced crew)
Productivity	Up to 1 meter per hour (with experienced crew)
Keying Jack	Standard: Refractory installation foot trundle keying jack Optional: Refractory installation fingertip controlled keying jack
Spare Parts	Supplied spare parts
Tools	Tool box with tools and extra hardware pins

## REQUIREMENTS

Air Pressure	Minimum: 6.33 kg/sq cm (6.21 bar) (90 psi) Maximum: 8.44 kg/sq cm (8.27 bar) (120 psi)
Air Volume	.28 cubic meters per minute / 10 cubic feet per minute

## OPTIONAL ITEMS

Shim Driver Kit	Includes shim driver gun, 10' of hose, 2 heads and 4 shanks
Shim Driver Holster	Bracket near the arch allows for quick access and easy storage
LED Lights	Ultra-bright LED lights mounted on the down kiln fall guards - 50 watt, 5250 Lumens
Work Table	Custom work table designed to be used underneath the arch for brick and tools
Storage Container	20' Steel Storage with built in brackets for lifetime storage

# BRICKING MACHINE




## KEYING ACCESS

Ergonomic Cut-Away Keying Section, exclusive to Bricking Solutions, give the key mason easy access to down kiln arch giving a clear view for critical key brick installation




## PIN CONNECTIONS AND SYMMETRICAL PART DESIGN

Machine is assembled with pins connections, and symmetrical part designs allows assembly to be done without tools and under 1 hour. All components are modular and can fit through a 1M x 1M door




## LOAD CAPACITY / DECK LENGTH

Standard 2,700 kg (6,000 lb) load capacity and a 3.65M (12ft) work deck. Allows for 1 pallet of bricks plus men and tools.



## TROLLEY DESIGN

Simple jack screws allow for easy adjustment of distance between arch and shell. Arch trolley is designed with a dual point breaking system and moves along a rail the entire length of the work deck.



## CYLINDER DESIGN

Pneumatic valve in base cylinders with push-lock nickel plated brass fittings have articulating large rubber bumpers. The arch is an open design which allows for less than 10 minute cylinder change out.




## MASTER VALVE

Dual master valves allows for Independent operation of cylinder or simultaneously controlled on both arches.

## KEYING JACK

Keying Jack and air pressure gauge are standard



**COMPACT SHIPPING**


The machine is small enough to crate for airfreight shipping.

**CUSTOM MADE**

Over 50 years of professional experience, each machine is engineered and manufactured to the highest USA safety standards and meets international safety standards.



**CUSTOM SIZES**

We specialize in Bricking Machines and can accommodate most kiln sizes.



**ARCH DESIGN**

Segmented double arch, screw jacks and arch hinges for adjustments on the fly. Only bricking machine in the industry that fully adjusts inside the kiln for distortion and tapers. Engineered cut-outs incorporated into arch panels for the lightest arch in the industry.



**OPTIONAL ITEMS**

We offer a variety of additional items that can be added onto any bricking machine

**Since 1968,**

we've been dedicated to enhancing the safety and efficiency of refractory maintenance crews around the world. We are the only manufacturer to offer a full-system, start-to-finish approach, from bricking machines and safety cages to conveyors and ramps. Our custom-design service ensures no matter what crews are up against, they have the equipment they need to minimize downtime and ensure everyone goes home uninjured each day.



Bricking Solutions, Inc. | 1144 Village Way, Monroe, WA 98272 USA  
 +1.360.799.4767 info@brickingsolutions.com | brickingsolutions.com